



City of Black Jack  
Proposed  
2012  
Fiscal Budget

## 2012 Fiscal Budget

| <b>Revenue Account - Description</b>        | <b>Budget</b> |
|---|---------------|
| <b>C5402 · Capital Improvement Tax</b>      | 375,000       |
| <b>C5505 · Grant Monies</b>                 | 150,000       |
| <b>G5000 · Utility Tax</b>                  | 315,000       |
| <b>G5401 · State Sales Tax</b>              | 775,000       |
| <b>G5403 · Use Tax</b>                      | 55,000        |
| <b>G5405 · State Cigarette Tax</b>          | 18,000        |
| <b>G5406 · Excise Tax</b>                   | 650           |
| <b>G5407 · Bond Forfeitures</b>             | 7,000         |
| <b>G5408 · Warrant Collection Revenue</b>   | 900           |
| <b>G5409 · Confinement Fees</b>             | 6,000         |
| <b>G5410 · Fines and Penalties</b>          | 130,000       |
| <b>G5411 · False Alarm Fees</b>             | 8,000         |
| <b>G5412 · Inspection Fees</b>              | 18,000        |
| <b>G5415 · Business/ Amusement Licenses</b> | 200           |

| 2012 Fiscal Budget                              | Revenue Continued |
|---|-------------------|
| <b>G5416 · Liquor License</b>                   | 1,400             |
| <b>G5417 · Occupancy, Prkg, Pdlrs Permits</b>   | 10,000            |
| <b>G5420 · Cable TV Franchises Fees</b>         | 60,000            |
| <b>G5421 · Cable Support Income</b>             | 500               |
| <b>G5423 · Building Permits</b>                 | 300               |
| <b>G5425 · Zoning/Sub.Fees/PEU</b>              | 500               |
| <b>G5430 · Interest Income</b>                  | 4,000             |
| <b>G5450 · Miscellaneous</b>                    | 750               |
| <b>G5452 · Cellular Tower Lease</b>             | 90,000            |
| <b>G5455 · Sale of Assets</b>                   | 1,000             |
| <b>G5458 · Payment on Liens</b>                 | 9,000             |
| <b>G5530 · Pavilion/Facility Rental Deposi</b>  | 3,400             |
| <b>RB5474 · State Gasoline Tax</b>              | 175,000           |
| <b>RB5475 · MV Fee Increase</b>                 | 28,000            |
| <b>RB5476 · Motor Vehicle Tax</b>               | 35,000            |
| <b>RB5472 · County Wide Bridge Road - Other</b> | 90,300            |
| <b>S5485 · Sewer Lateral</b>                    | 5,000             |
| <b>Total Revenue</b>                            | <b>2,372,900</b>  |

## 2012 Fiscal Budget

| <b>Expense Account - Description</b>          | <b>Budget</b> |
|---|---------------|
| <b>C6712 · Capital Notices</b>                | 300           |
| <b>C6912 · Capital Improvements - Grants</b>  | 260,000       |
| <b>C7905 · Capital Expenditures U/\$2500</b>  | 650           |
| <b>C7907 · Capital Expenditures O/\$2500</b>  | 249,000       |
| <b>C7910 · Capital Improvements</b>           | 225,000       |
| <b>C7920 · Sidewalks</b>                      | 5,000         |
| <b>G6501 · Salaries/Wages</b>                 | 608,247       |
| <b>G6510 · Group Insurance</b>                | 51,000        |
| <b>G6511 · Medical HRA Reimbursement</b>      | 10,000        |
| <b>G6514 · Unemployment Wages</b>             | 9,200         |
| <b>G6515 · Retirement Benefits</b>            | 18,990        |
| <b>G6520 · Training/Conferences/Education</b> | 20,230        |
| <b>G6530 · FICA Taxes</b>                     | 46,837        |
| <b>G6536 · Personnel Fees</b>                 | 2,000         |
| <b>G6537 · Cable Support Personnel</b>        | 6,000         |
| <b>G6538 · Personnel Advertising</b>          | 500           |

## 2012 Fiscal Budget

|  |        |
|--|--------|
| <b>G6539 · Payroll Direct Deposit Fees</b> | 650    |
| <b>G6550 · Prosecuting Attorney</b>        | 19,000 |
| <b>G6551 · Alarm Monitoring Contract</b>   | 1,350  |
| <b>G6555 · City Attorney</b>               | 75,000 |
| <b>G6560 · Accounting Services</b>         | 18,000 |
| <b>G6565 · Auditing</b>                    | 7,500  |
| <b>G6570 · Engineering</b>                 | 3,500  |
| <b>G6575 · Pest Control</b>                | 500    |
| <b>G6585 · Fire Sprinkler/Suppression</b>  | 600    |
| <b>G6587 · Maintenance OCH</b>             | 2,500  |
| <b>G6588 · Building/Ground Maintenance</b> | 10,000 |
| <b>G6590 · HVAC/Heating and Cooling</b>    | 1,088  |
| <b>G6605 · Electricity</b>                 | 14,000 |
| <b>G6610 · Gas</b>                         | 4,200  |
| <b>G6615 · Sewer</b>                       | 3,000  |
| <b>G6620 · Telephone</b>                   | 9,000  |
| <b>G6625 · Water</b>                       | 2,000  |

## 2012 Fiscal Budget

|   |        |
|---|--------|
| <b>G6649 · Election Expenditure</b>       | 8,000  |
| <b>G6655 · Calendar/Newsletter</b>        | 3,000  |
| <b>G6660 · Awards/Presentations</b>       | 500    |
| <b>G6665 · Mosquito/Larvicide Control</b> | 2,000  |
| <b>G6705 · Advertising</b>                | 1,000  |
| <b>G6710 · Bonds</b>                      | 1,250  |
| <b>G6715 · City Judge</b>                 | 8,400  |
| <b>G6720 · Codification</b>               | 4,000  |
| <b>G6725 · CVC/DV</b>                     | 12,000 |
| <b>G6730 · Dues and Subscriptions</b>     | 7,965  |
| <b>G6740 · Entry Fees</b>                 | 150    |
| <b>G6742 · Elevator Maintenance</b>       | 3,300  |
| <b>G6745 · Equipment Maintenance</b>      | 19,550 |
| <b>G6750 · Gasoline</b>                   | 8,600  |
| <b>G6753 · Diesel Fuel</b>                | 2,500  |
| <b>G6755 · Internet Access</b>            | 3,000  |
| <b>G6757 · Incarceration Fund</b>         | 22,000 |

## 2012 Fiscal Budget

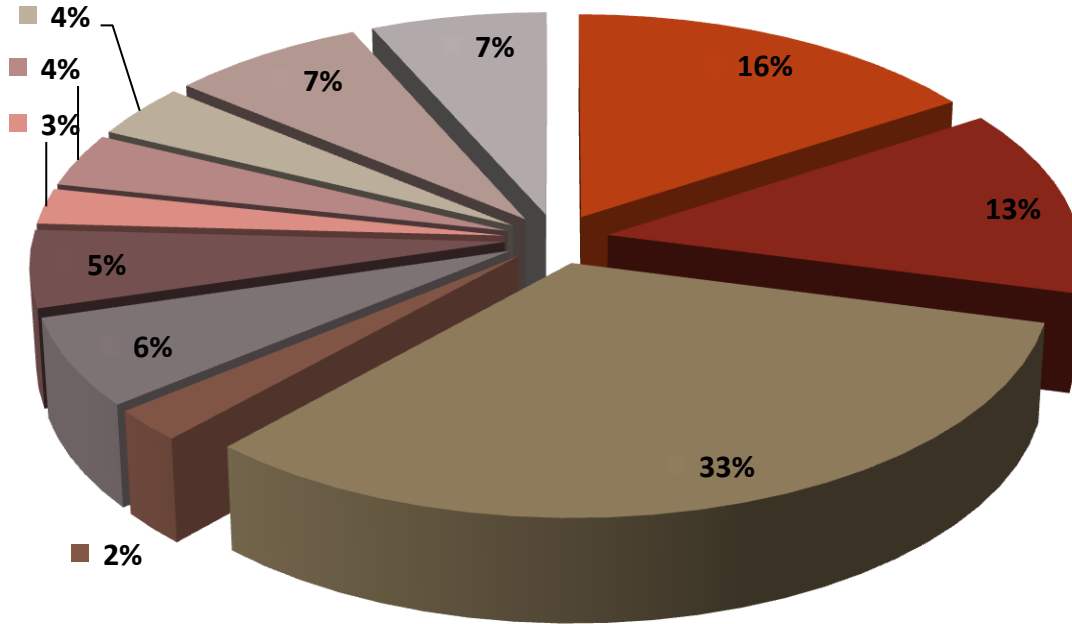
|   |        |
|---|--------|
| <b>G6760 · Mileage Reimburse and Travel</b> | 5,800  |
| <b>G6765 · Property/Casualty Insurance</b>  | 50,000 |
| <b>G6770 · Miscellaneous Expense</b>        | 1,150  |
| <b>G6780 · Postage</b>                      | 2,700  |
| <b>G6782 · Courier Service</b>              | 150    |
| <b>G6795 · Supplies-Studio</b>              | 1,000  |
| <b>G6800 · Supplies-Other</b>               | 3,350  |
| <b>G6805 · Supplies-Office</b>              | 4,000  |
| <b>G6810 · Supplies-Safety/First Aid</b>    | 600    |
| <b>G6812 · Bank Expense Account</b>         | 350    |
| <b>G6820 · Uniforms</b>                     | 3,025  |
| <b>G6830 · Small Parts Inventory</b>        | 250    |
| <b>G6835 · Printing</b>                     | 1,500  |
| <b>G6840 · Vehicle Repairs</b>              | 8,600  |
| <b>G6845 · Equipment Rental</b>             | 980    |
| <b>G6850 · Cellular Phones</b>              | 3,250  |
| <b>G6855 · Park Supply and Maintenance</b>  | 15,300 |

# 2012 Fiscal Budget

|  |                                |
|--|--------------------------------|
| <b>G6865 · Benevolent Fund</b>                 | 500                            |
| <b>G6890 · City Beautification</b>             | 500                            |
| <b>G6960 · Nuisance Grass Abatement Prop</b>   | 12,000                         |
| <b>G6970 · Recyclable Material Disposal</b>    | 300                            |
| <b>G7150 · Parades</b>                         | 200                            |
| <b>G7155 · Annual Festival</b>                 | 5,000                          |
| <b>G7160 · Holiday Program</b>                 | 400                            |
| <b>G7165 · Egg Hunt Program</b>                | 300                            |
| <b>G7175 · Treats No Tricks Program</b>        | 500                            |
| <b>G8010 · Pavilion/Facility Rental Refund</b> | 800                            |
| <b>G8015 · Software - Licenses</b>             | 3,075                          |
| <b>G8025 · Code Enforcement Contractual</b>    | 3,000                          |
| <b>G8030 · Demolition</b>                      |                                |
| <b>RB6647 · Street Lighting</b>                | 3,100                          |
| <b>RB6905 · Police Contract</b>                | 674,895                        |
| <b>RB7055 · Road Salt/Liquid De-Icer</b>       | 28,000                         |
| <b>RB7060 · Crack Sealing</b>                  | 12,000                         |
| <b>RB7065 · Street Signs and Maintenance</b>   | 2,000                          |
| <b>RB7070 · Mudjacking</b>                     | 10,000                         |
| <b>S7920 · Sewer Lateral Improvements</b>      | 4,500                          |
|  | <b>Total Expense 2,655,532</b> |
|  |                                |
|  | Over (282,632)                 |

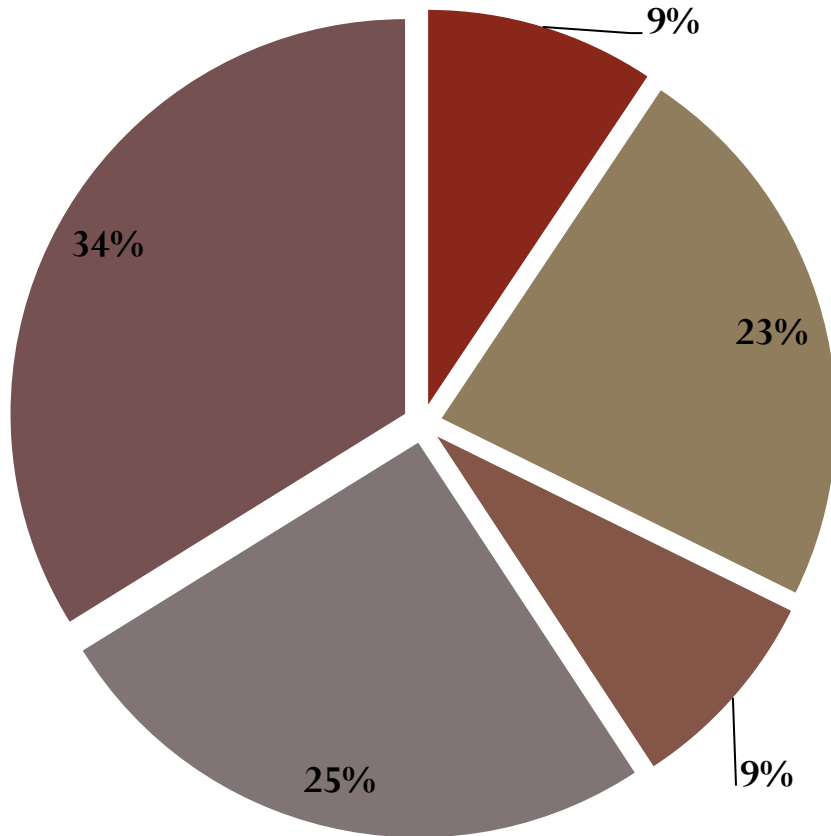
The 2012 Budget will be balanced with Capital and General Reserves

## 2012 PROPOSED REVENUE BUDGET \$2,372,900



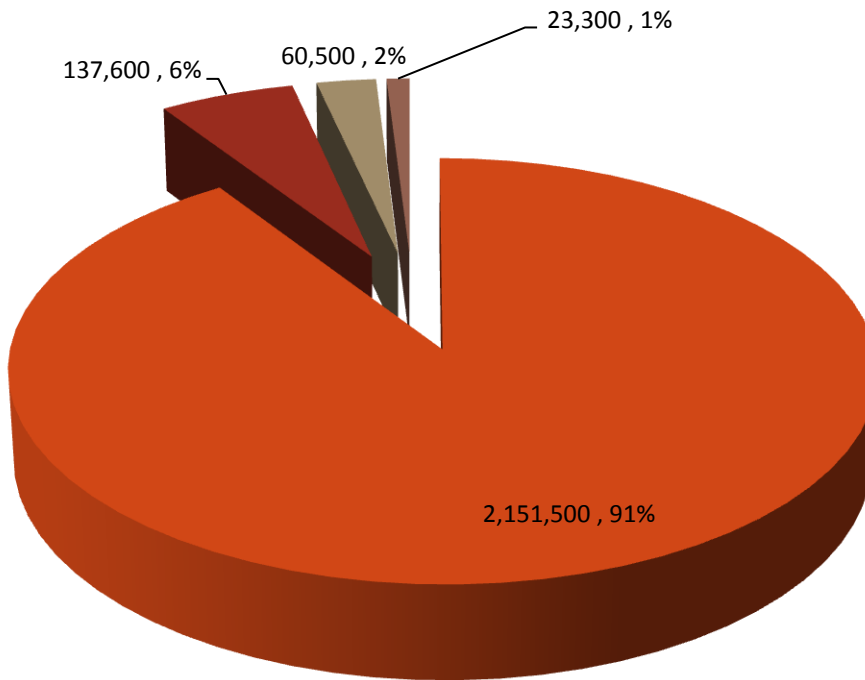
- C5402 - 375,000 - 16% Capital Improvement Tax
- G5000 - 315,000 - 13% Utility Tax
- G5401 - 775,000 - 33% State Sales Tax
- G5403 - 55,000 - 2% Use Tax
- C5505 - 150,000 - 6% Capital Grant
- G5410 - 130,000 - 5% Fines and Penalties
- G5420 - 60,000 - 3% Cable TV Franchise Fees
- G5452 - 70,000 - 4% Cellular Tower Lease
- RB5472 - 105,000 - 4% County Wide Bridge & Road
- RB5474 - 185,000 - 7% State Gasoline Tax
- Other Revenue - 157,600.00 - 7%

# 2012 Proposed Expenses Budget \$2,655,532



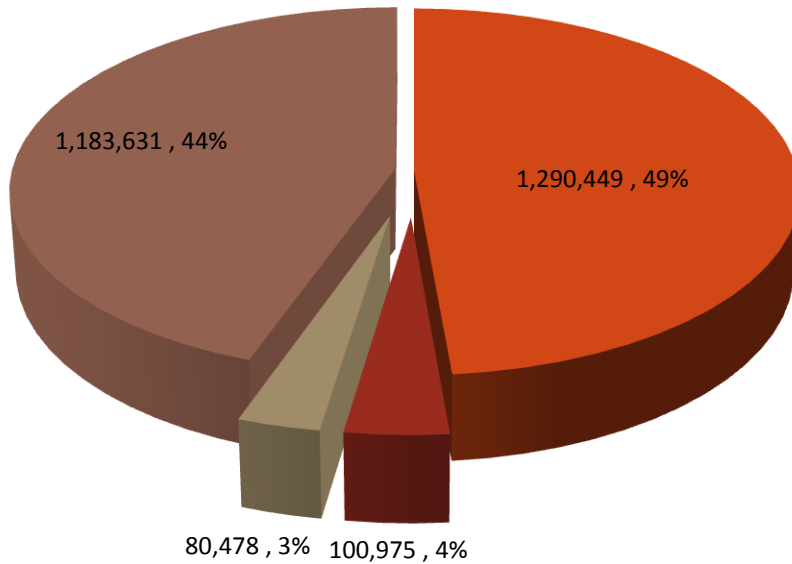
- C7907 - 9% Capital Expenditures O/2500
- G6501 - 23% Wages and Salaries
- C7910 - 9% Capital Improvements
- RB6905 - 25% Police Contract
- Other Expenditures 34% Other Expenses

**2012 Fiscal Revenue Budget By  
Department  
Total Revenue Budget 2,372,900**



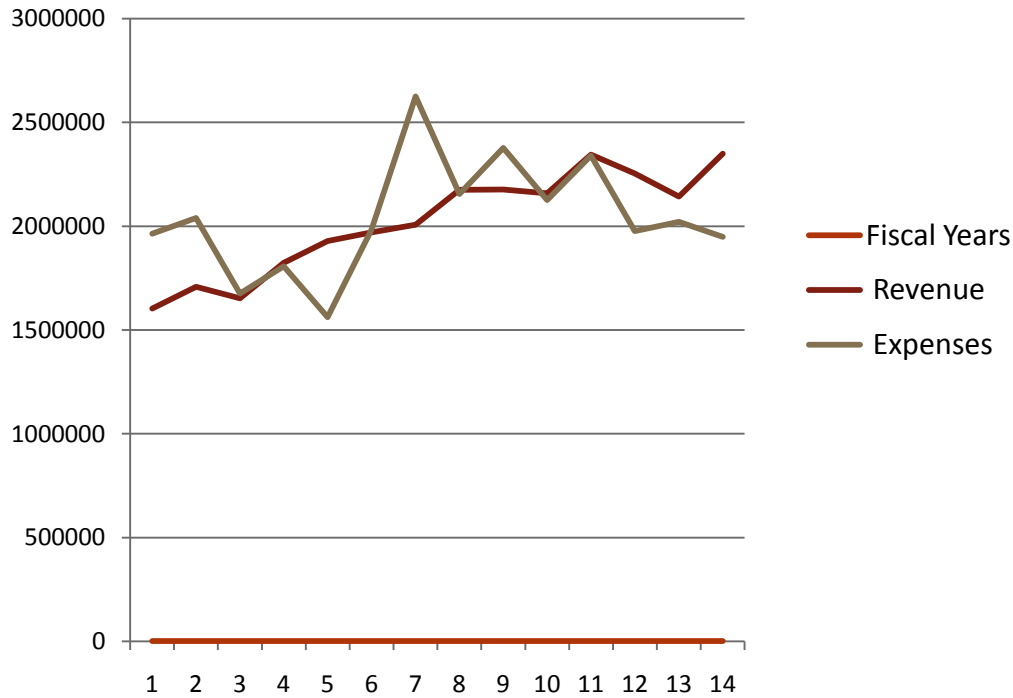
- 2012 Budget Revenue For Administration - 91%
- 2012 Budget Revenue For Court - 6%
- 2012 Budget Revenue For Media - 2%
- 2012 Budget Revenue For Public Works - 1%

**2012 Fiscal Expense Budget By  
Department  
Total Expense Budget 2,655,532**



- **2012 Budget Expense For Administration - 49%**
- **2012 Budget Expense For Court - 4%**
- **2012 Budget Expense For Media - 3%**
- **2012 Budget Expense For Public Works - 44%**

# City of Black Jack History Revenue Vs Expense 1997-2010



| Fiscal Years |      | Revenue        | Expenses       |
|--------------|------|----------------|----------------|
| 1            | 1997 | \$1,603,085.00 | \$1,963,447.00 |
| 2            | 1998 | \$1,708,898.00 | \$2,040,181.00 |
| 3            | 1999 | \$1,653,322.00 | \$1,675,713.00 |
| 4            | 2000 | \$1,823,018.00 | \$1,806,689.00 |
| 5            | 2001 | \$1,928,763.00 | \$1,562,181.00 |
| 6            | 2002 | \$1,969,620.00 | \$1,981,971.00 |
| 7            | 2003 | \$2,007,817.00 | \$2,624,695.00 |
| 8            | 2004 | \$2,175,835.00 | \$2,155,339.00 |
| 9            | 2005 | \$2,177,400.00 | \$2,377,798.00 |
| 10           | 2006 | \$2,157,550.00 | \$2,126,486.20 |
| 11           | 2007 | \$2,344,202.00 | \$2,340,307.00 |
| 12           | 2008 | \$2,254,447.00 | \$1,976,465.00 |
| 13           | 2009 | \$2,143,610.00 | \$2,021,290.00 |
| 14           | 2010 | \$2,349,899.00 | \$1,948,268.00 |

**City of Black Jack**  
**2012 Fiscal Year**  
**Capital Improvement Plan – Executive Summary**

| <b>2012</b>                     |                         |                       |
|---------------------------------|-------------------------|-----------------------|
| <b>Project</b>                  | <b>Proposed Expense</b> | <b>Funding Source</b> |
| Industrial Vacuum Cleaner       | 650                     | Capital Outlay Fund   |
| Security Structure for Chambers | 5,000                   | Capital Outlay Fund   |
| Truck w/Snow Plow               | 34,000                  | Capital Outlay Fund   |
| Salt Dome Project               | 190,000                 | Capital Outlay Fund   |
| Capital Notices                 | 300                     | Capital Outlay Fund   |
| Heater for Maintenance Gar      | 20,000                  | Capital Outlay Fund   |
| Sidewalks                       | 5,000                   | Capital Outlay Fund   |
| Streets                         | 225,000                 | Capital Outlay Fund   |
| Park Grant Project              | 260,000                 | Capital Outlay Fund   |

| <b>2013</b>            |                         |                       |
|------------------------|-------------------------|-----------------------|
| <b>Project</b>         | <b>Proposed Expense</b> | <b>Funding Source</b> |
| Capital Notices        | 300                     | Capital Outlay Fund   |
| Truck w/snow plow      | 36,000                  | Capital Outlay Fund   |
| Trees/Plants/Shrubs    | 15,000                  | Capital Outlay Fund   |
| Ball Field Renovations | 10,000                  | Capital Outlay Fund   |
| Equipment              | 40,000                  | Capital Outlay Fun    |

**City of Black Jack**  
**2012 Fiscal Year**  
**Capital Improvement Plan – Executive Summary**

| <b>2014</b>     |                         |                       |
|-----------------|-------------------------|-----------------------|
| <b>Project</b>  | <b>Proposed Expense</b> | <b>Funding Source</b> |
| Capital Notices | 300                     | Capital Outlay Fund   |
| Equipment       | 40,000                  | Capital Outlay Fun    |

| <b>2015</b>               |                         |                       |
|---------------------------|-------------------------|-----------------------|
| <b>Project</b>            | <b>Proposed Expense</b> | <b>Funding Source</b> |
| Capital Notices           | 300                     | Capital Outlay Fund   |
| Equipment                 | 40,000                  | Capital Outlay Fun    |
| Hoffman Park Construction | 81,250                  | Capital Outlay Fund   |

| <b>2016</b>               |                         |                       |
|---------------------------|-------------------------|-----------------------|
| <b>Project</b>            | <b>Proposed Expense</b> | <b>Funding Source</b> |
| Capital Notices           | 300                     | Capital Outlay Fund   |
| Hoffman Park Construction | 81,250                  | Capital Outlay Fund   |
| Water Feature             | 350,000                 | Capital Outlay Fund   |
| Equipment                 | 40,000                  | Capital Outlay Fun    |

**City of Black Jack**  
**2012 Fiscal Year**  
**Capital Improvement Plan – Executive Summary**

| <b>Fiscal Year Totals</b>       |                             |   |
|---------------------------------|-----------------------------|---|
| <b>Fiscal Year</b>              | <b>Proposed Fiscal Cost</b> | <b>Projected Capital Outlay Revenue</b> |
| Fiscal 2012                     | 739,950                     | 525,000                                 |
| Fiscal 2013                     | 101,300                     | 375,000                                 |
| Fiscal 2014                     | 40,300                      | 380,000                                 |
| Fiscal 2015                     | 121,550                     | 385,000                                 |
| Fiscal 2016                     | 471,550                     | 590,000                                 |
| <b>Five Year Projected Cost</b> | <b>1,474,650</b>            | <b>2,255,000</b>                        |

**City of Black Jack**  
**2012 Fiscal Year**  
**Capital Improvement Plan – Executive Summary**

The Executive Summary aims to provide a snapshot view of projected capital projects over the next 5 years. Future projects will be adjusted in upcoming budget years based on need and funding availability. Future Projected Revenue was based on the following table:

| <b>Fiscal Year</b> | <b>%</b> |
|--------------------|----------|
| Fiscal 2013        | -.29     |
| Fiscal 2014        | -.28     |
| Fiscal 2015        | -.27     |
| Fiscal 2016        | 12       |